

CITY OF LARGO



2018 | ECONOMIC PROFILE



The City of Largo is located in the heart of Pinellas County along the Gulf Coast of West Central Florida and is part of the Tampa Bay Metropolitan Statistical Area (MSA), the 18th largest in the United States. Today, Largo is the fourth largest city in Tampa Bay thanks to a great quality of life for its residents, an affordable cost of living, and proximity to a vast network of diversified businesses.

POPULATION & DEMOGRAPHICS



Population

	LARGO	PINELLAS	TAMPA BAY MSA
2022	87,362	1,008,080	3,250,743
2017	83,559	968,279	3,045,329
2010	78,086	916,542	2,783,243

Source: ESRI, 2017 and Nielsen, 2017

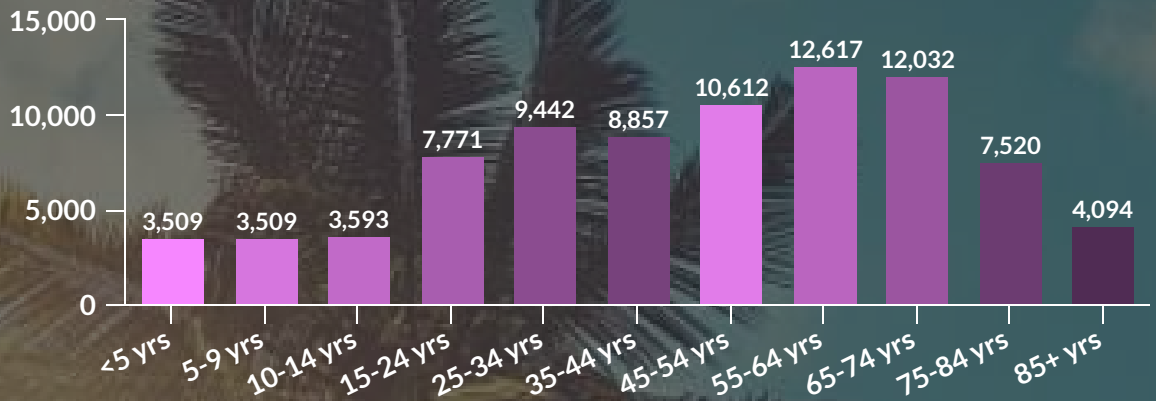


LARGO POPULATION BY AGE**

MEDIAN AGE*



*Source: AGS, 2017
**Source: ESRI, 2017



HOUSEHOLDS BY YEAR



	2010	2017	2022
LARGO	38,177	40,153	41,726
PINELLAS	415,876	434,729	450,633
TAMPA BAY MSA	1,151,263	1,242,566	1,318,457

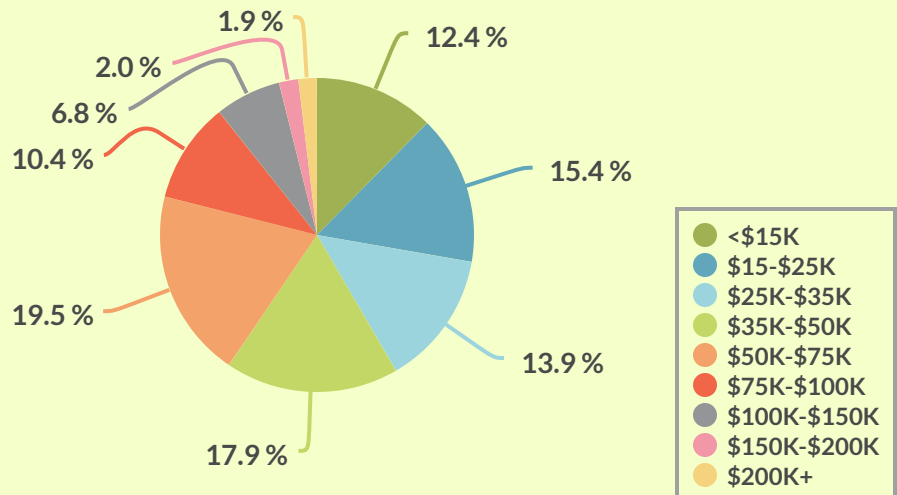
Source: ESRI, 2017

INCOME & HOUSEHOLDS

LARGO HOUSEHOLDS BY INCOME

\$40.7K

2017 MEDIAN HOUSEHOLD INCOME



Source: ESRI, 2017

INCOME & HOUSEHOLDS (CONT.)

MEDIAN HOME VALUE

\$183,996

MEDIAN SALE PRICE

\$171,300



2017 > 40,153

2022 > 41,726

HOUSEHOLDS



2017 > 21,042

2022 > 21,798

FAMILIES



2017 > 2.06

2022 > 2.07

AVERAGE
HOUSEHOLD SIZE

OWNERS

23,988

23,284

2017

RENTERS

17,715

16,867

2018

BUILDING & PERMITS

	FY 17
BUSINESS TAX RECEIPTS	3,523
PERMIT VALUATION	\$91,223,394
PERMITS ISSUED	6,249
PLAN REVIEWS	10,516
INSPECTIONS CONDUCTED	18,650

Source: City of Largo Community Development, 2017



PROPERTY TAX MILLAGE RATES

2017 REAL PROPERTY MILLAGE RATES*	MILLS
LARGO	21.0013
UNINCORPORATED COUNTY (LTF)	21.4066
CLEARWATER	20.4150
ST PETERSBURG	23.882

Source: Pinellas County Tax Collector, Property Taxes
*Millage may change based on actual property location

CITY BUDGET

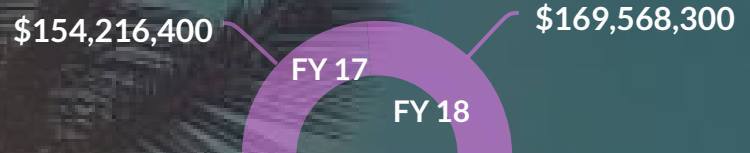
CITYWIDE EXPENDITURES



	FY 17	FY 18
COMMUNITY DEVELOPMENT	14%	15%
ENGINEERING SERVICES	-	7%
ENVIRONMENTAL SERVICES	12%	13%
FINANCE	1%	1%
HUMAN RESOURCES/RISK	8%	9%
INFORMATION TECHNOLOGY	3%	3%
LIBRARY	2%	3%
POLICE/FIRE RESCUE	30%	31%
PUBLIC WORKS	14%	15%
RECREATION, PARKS & ARTS	9%	10%
ADMINISTRATION/GENERAL	8%	7%
OPERATIONAL/LEGISLATIVE		

Source: City of Largo, 2018

CITYWIDE REVENUE



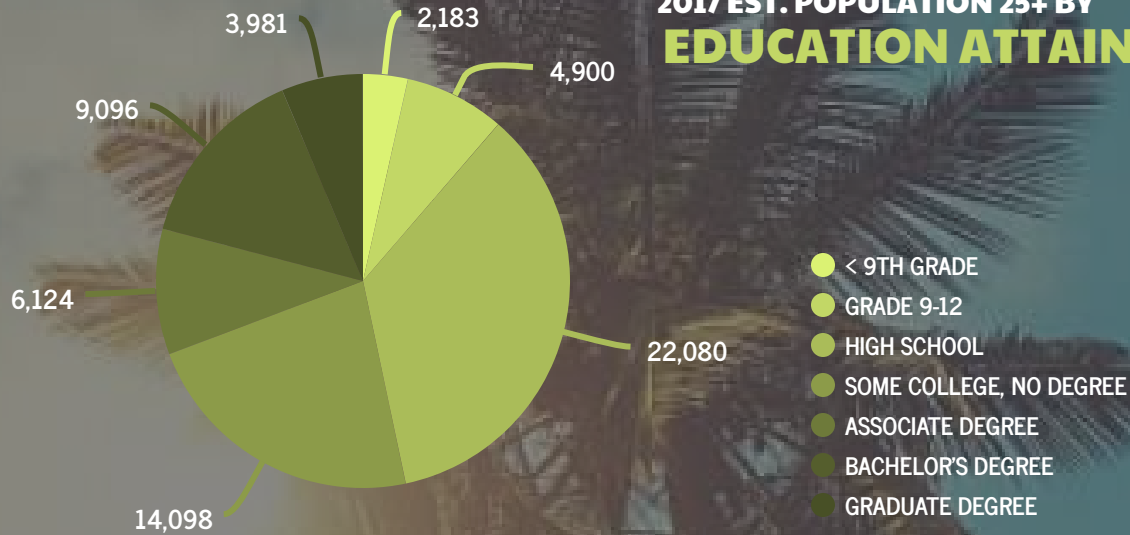
	FY 17	FY 18
PROPERTY TAXES	14%	15%
OTHER TAXES	8%	7%
LICENSES & PERMITS	5%	4%
INTERGOVERNMENTAL	20%	19%
USER CHARGES	29%	27%
MISC./TRANSFERS	14%	14%
EST.UNSPENT/FUND BALANCE	10%	14%

CITYWIDE PRIORITIES

- Promote Economic Development by Fostering a Business Friendly Environment;
- Maintain and Improve City Infrastructure; and
- Provide Customer-Centric Service

EDUCATION

2017 EST. POPULATION 25+ BY EDUCATION ATTAINMENT



Source: Applied Geographic Solutions, 2017

COLLEGE SCORES & GRADUATION RATE

PINELLAS COUNTY SCHOOLS

	SAT AVERAGE	ACT AVERAGE	GRADUATION RATE
'16-'17	1,037	18.8	82.9%
'15-'16	1,528	21.1	80.1%
'14-'15	1,500	19.9	78.3%
'13-'14	1,512	19.7	76.2%

Source: Florida Department of Education and Pinellas County Schools

PINELLAS COUNTY SCHOOL K -12 ENROLLMENT

	ELEMENTARY	MIDDLE	HIGH	PRE-K	CHARTER	OTHER	TOTAL
'17-'18	40,154	19,752	28,904	2,659	6,085	4,627	102,181
'16-'17	41,222	19,913	29,302	2,500	5,844	4,461	103,242

Source: Pinellas County Schools

LARGO TOP EMPLOYERS



EMPLOYMENT



	LARGO	PINELLAS	TAMPA BAY MSA
LABOR FORCE	41,119	495,662	1,517,314
EMPLOYMENT	39,516	447,323	1,458,139
UNEMPLOYMENT	1,603	18,339	59,175
UNEMPLOYMENT RATE	3.9%	3.7%	3.9%



Source: Florida Department of Economic Opportunity, 2017



	TOTAL ESTABLISHMENTS	TOTAL EMPLOYEES
INDUSTRIES (ALL)	3,054	42,330
AGRICULTURE & MINING	7	71
CONSTRUCTION	180	1,581
MANUFACTURING	109	1,143
TRANS./COMM./PUBLIC UTILITIES	104	1,496
WHOLESALE TRADE	87	3,579
RETAIL	496	6,515
FINANCE	218	1,663
SERVICE	1,771	23,610
GOVERNMENT	82	2,672

Source: ESRI, 2017



ANNUAL AVERAGE WAGE

Year	PINELLAS	TAMPA/ST.PETE/LARGO/CLEARWATER MSA	FLORIDA
2014	\$44,759	\$44,512	\$44,810
2015	\$46,054	\$45,676.8	\$46,239
2016	\$47,004	\$47,969	\$47,055

● PINELLAS ● TAMPA/ST.PETE/LARGO/CLEARWATER MSA ● FLORIDA

Source: Florida Department of Economic Opportunity, 2017

EST. POPULATION BY OCCUPATION CLASSIFICATION (AGE 16+)

	TOTAL	%
BLUE COLLAR	32,855	64.91
WHITE COLLAR	15,098	32.9
FARM	164	0.36



Source: ESRI, 2016

LARGO INDUSTRY SECTORS

- LIFE SCIENCES
- INFORMATION TECHNOLOGY
- AVIATION & AEROSPACE
- HOMELAND SECURITY
- MANUFACTURING
- FINANCIAL/PROFESSIONAL SERVICES
- CORPORATE HQ OPERATIONS



CITY OF LARGO

About the City of Largo Economic Development Division

The Economic Development Division is located within the City of Largo Community Development Department and is committed to supporting business retention, recruitment and expansion in the City of Largo. The Division is working to expand employment opportunities, increase the economic sustainability of the activity centers, support the development of a quality workforce, collaborate between public and private sectors for mutual benefit, and ensure a high quality of life for all residents. The Division produces a quarterly e-newsletter, informational demographic packets, and assists with annexations, site selection, preliminary site plan review, and much more.

The Economic Development Division is eager to be your liaison as you consider opening a business or as you navigate through the permitting or development process. We invite you to explore the pages of our website and sign up for our business e-newsletter to learn more about our community and industries. Discover how your business can profit from locating in Largo, Florida and please don't hesitate to contact us.

www.largo.com/ecodev

Economic Development Division Staff Contact List:

Teresa Brydon, Economic Development Manager

tbrydon@largo.com

727-586-7360 x 7342

Karisa Rojas-Norton, Economic Development Coordinator

krojasno@largo.com

727-586-7360 x 7206

Isabella Nunez, Economic Development Coordinator

inunez@largo.com

727-586-7360 x 7308